

A New Approach for the Control Optimization of an Assembly/Disassembly Mechatronics Line Served by an Autonomous Robotic System

Eugenia MINCA

“Valahia” University of Targoviste, Romania, Department of Automation, Computer Science and Electrical Engineering, 18-24 Unirii Boulevard, 130082 Targoviste, ROMANIA, eugenia.minca@gmail.com

Abstract: In this paper a generalized Synchronized Hybrid Petri Nets (SHPN) model for the control of repetitive tasks is presented. It is assumed that the process has both discrete and continuous components but integrated in repetitive tasks series. Generalized SHPN model describe this hybrid system with N degree of repetitive tasks. The proposal is customized to an assembly/disassembly process of a mechatronics line (A/DML), served by a wheeled mobile robot (WMR) equipped with robotic manipulator (RM). For the A/DML model, the assembly is a conventional process with a specific typology of discrete system events (DES) while the disassembly process (served by WMR), is assimilated with a hybrid process. The hybrid aspect, identified only on the disassembly levels is determined by the mobile robot states with discrete and continuous variation characteristics. The hybrid control system takes into account the distribution of the necessary tasks to perform the disassembly of components by using the robot synchronization with the A/DML. Taking all these aspects into consideration, an optimization approach of time cycle for repetitive processes is proposed.

Keywords: assembly/disassembly; manufacturing line; wheeled mobile robot; robotic manipulator; Petri Nets

Eugenia Minca is a associate professor, Ph. D. Eng., with doctorates in Automatics and Informatics and Industrial Engineering, Director of Automation, Computer Science and Electrical Engineering, UVT, from 2005 to 2012. She has significant results in areas related to the current paper: discrete event systems, modelling and management of automated manufacturing systems, Petri nets and production systems. These results are based on scientific skills acquired during doctoral research carried out in France, Laboratoire d'Automatique of Besancon (UMR CNRS 6596), Université de Franche-Comte, Specialty Automatics and Informatics, 2001-2005.

1. Introduction

This paper proposes a generalized Synchronized Hybrid Petri Nets (SHPN) dedicated for the control of a hybrid repetitive process. The tool SHPN is dedicated to control modeling of hybrid systems composed of repetitive tasks series. These repetitive components we define as the elementary operations. The model of entire process requires using specific tools dedicated to discrete or continuous DES model, but adapted for repetitive and synchronized tasks description.

The proposal will be tested for a reversible assembly/disassembly manufacturing line (A/DML) served by wheeled mobile robot (WMR) equipped with robotic manipulator (RM).

In this paper, the concepts of assembly/disassembly tasks are illustrated in SHPN model complies with discrete approach for the elementary assembly/disassembly operations and the continuous approach for displacement of WMR. The considered system is a hybrid one and requires specialized tools for modeling, as in (David and Alla, 2010). The hybrid model is elaborated using the dedicated modeling tool, HPN, described in (Filipescu, *et al.*, 2012) and (Radaschin, *et al.*, 2011).

Combining the SED model of the analyzed system with the cyclic and continuous time of the WMR with RM results a SHPN model.

This paper is organized as follows: the description of A/DML served by WMR with RM and SHPN model, in generalized and customized forms, are presented in Section 2; the generalized and customized SHPN formalism is presented in Section 3. Section 4 is reserved to the optimization of the time cycle corresponding to the control of repetitive processes; some conclusion remarks can be found in Section 5.

2. General Structure of the A/DML Served by WMR with RM.

The system of reversible assembly/disassembly line served by robotic manipulators mounted on mobile platforms has a dynamics determined both, by events (events supplied by the control sequences of the automation system) and by the interaction with the WMR, which represent the continuous time component of the system.

The assembly/disassembly line is served by a WMR equipped with RM during of disassembly phase. The objective is to make the assembly line reversible, i.e. to allow disassembly. Moreover, the mobile robot is used to carry the

disassembled component to proper storage warehouse.

The assembly/disassembly operation can be decomposed into a sequence of elementary assembly tasks coupled in parallel with positioning tasks of work-piece along conveyor, as in (Baldwin, *et al.*, 1991; Choi, *et al.*, 1998; Ganget, *et al.*, 2005) and (Iacob and Popescu, 2013). The hybrid disassembly strategy is based on the hierarchical model proposed in (Selinger, *et al.*, 1999; Radaschin, 2011; Radaschin *et al.*, 2012; Kopacek, and Kopacek, 1999) which uses the general representation from Fig. 2.

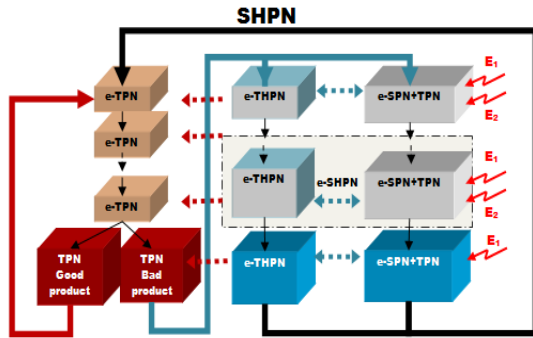


Figure 1. The SHPN representation by blocks with elementary modules: e-TPN for assembly, e-THPN for WMR with RM, e-SPN+TPN for disassembly and e-SHPN for disassembly served by WMR with RM

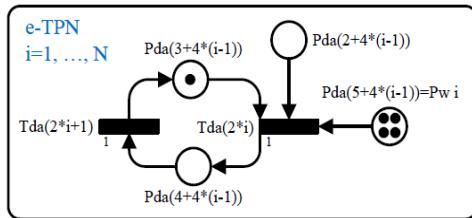


Figure 2. e-TPN model for an elementary assembly operation.

SHPN structure from Fig. 1 is obtained by modeling of assembly/disassembly and continuous service assistance, for disassembly operations, performed by mobile platform equipped with manipulator.

The entire model is SHPN type because it is interfaced with external events for synchronization in an approach of modeling/simulation, useful in real-time control. SHPN morphology results by integration three PN models. These models describe the following automatic operations: • assembling/storage in warehouses (TPN typology); • disassembling of damaged product (SPN and TPN typologies);

Service assistance, during disassembling process, performed by the mobile robot equipped with manipulator (THPN typology)

$E_{dd(j)}^1$ and $E_{dd(j+2)}^2$ are external events from the sensors used for line synchronization with the WMR equipped with RM. $E_{dd(j)}^1$ is an external synchronization signal, corresponding to STOPPING line and STARTING disassembly. $E_{dd(j+2)}^2$ is an external synchronization signals, corresponding to PICKING UP of disassembled component and STARTING line.

In Fig.2 is represented an elementary TPN model corresponding to an assembly operation. During disassembly process one can identify a repetitive sequence associated to a single disassembly operation and service assistance of WMR equipped with RM. All of these can be modelled with a SHPN, called elementary SHPN, as is represented in Fig. 3.

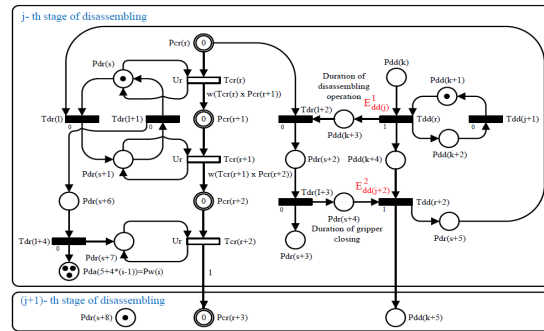


Figure 3. e-SHPN model of j-th elementary disassembly operation.

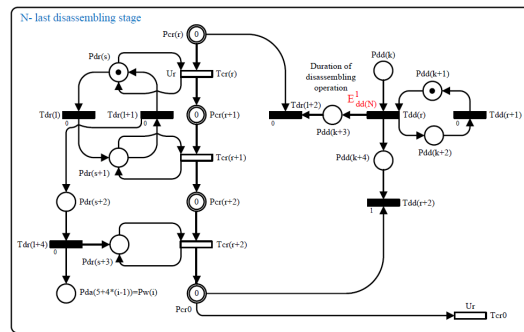


Figure 4. SHPN model of the last disassembly operation, $j = N$

Since the last last disassembly operation is no longer necessary line starting to a next disassembly, the SHPN model is different from others and is shown in Fig. 4. It considers the following notations (Fig.5) :

- $N_{a_i}, i = \overline{1, N}$ - assembly locations on the positive sense of Ox axis.
- $N_{d_j}, j = \overline{1, N}$ - disassembly locations on the inverse sense of Ox axis. Obviously, $i = N - j + 1$.
- $W_i; i = \overline{1, N}$ - warehouse locations, which are identically with the assembly locations. Obviously, $W_{N+1-j} \equiv W_i, j = \overline{1, N}$
- $D(N_{d_j}, W_{N+1-j})$ - distance between disassembly location N_{d_j} and the corresponding storage warehouse W_{N+1-j}
- $D(W_{N+1-j}, N_{d_{j+1}})$ - distance between last storage warehouse W_{N+1-j} and the next disassembly location $N_{d_{j+1}}$.
- $D_{r_j} = D(N_{d_j}, W_{N+1-j}) + D(W_{N+1-j}, N_{d_{j+1}})$ - distance travelled by the mobile robot in the j stage of disassembly.
- $r = 1 + (j-1) \cdot 3$ - indexes a continuous place of the robot states, Pcr ; a continuous transition of the robot, Tcr and a discrete transition of disassembly process Tdd .
- $k = 1 + (j-1) \cdot 5$ - indexes a discrete place of disassembly process, Pdd .
- $l = 1 + (j-1) \cdot 4$ - indexes a discrete place of the robot states, Tdr .

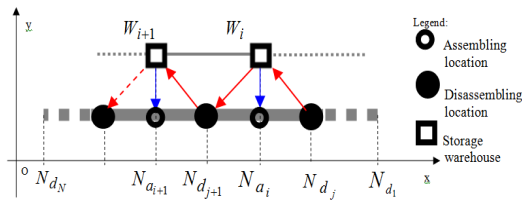


Figure 5. Assembly/Disassembly and storage warehouse locations.

3. Generalized Model based Control of A/DML Served by WMR

The Formalism of SHPN Model

The SHPN model associated to A/DML is a triplet

$$SHPN = \langle THPN, E, Sync \rangle \quad (1)$$

such that: $THPN$ is a seventhly

$$THPN = \langle P, T, Pre, Post, m_0, h, tempo \rangle \quad (2)$$

E is a set of external events

$$E = \left\{ Edd_i^1, Edd_j^2 \right\}_{\substack{i=1+3 \cdot (k-1) \\ j=3 \cdot (k-1)}_{k=\overline{1, N}}} \cup \{e\} \quad (3)$$

$Sync$ is a function from the set of the discrete disassembly transitions to the set of external events

$$Sync: T \rightarrow \{E^1, E^2\} \cup \{e\} \quad (4)$$

where e is the always occurring event (it is the neutral element of the monoid E^*) and

$$Sync: \{Tdd_r\}_{r=1+3 \cdot (k-1)}_{k=\overline{1, N}} \rightarrow \{E^1, E^2\} \quad (5)$$

$$Sync: \{Tdd_i\}_{i=3 \cdot (k-1)}_{k=2, N} \rightarrow \{Edd_i^2\}_{i=3 \cdot (k-1)}_{k=2, N}$$

$$Sync: T \setminus \{Tdd_r\}_{r=1, 3+3 \cdot (N-1)} \cup \{Tdr_l\}_{l=1, 4+5 \cdot (N-1)} \cup \{Tcr_k\}_{k=1, 3+3 \cdot (N-1)} \rightarrow e$$

$$P = \{P_1, P_2, \dots, P_n\} = P^D \cup P^C \quad (6)$$

is a finite, not empty, set of places with P^D the set of discrete places

$$P^D = \{Pda_i\}_{i=1, 13+4 \cdot (N-1)} \cup \{Pdd_r\}_{r=1, 5+5 \cdot (N-1)} \cup \{Pdr_s\}_{s=1, 4+8 \cdot (N-1)}$$

and P^C the set of continuous places

$$P^C = \{Pcr_k\}_{k=0, 3+3 \cdot (N-1)}, \quad (7)$$

where:

$\{Pda_i\}$ is the set of discrete places for assembly process;

$\{Pdd_j\}$ is the set of discrete places for disassembly process;

$\{Pdr_k\}$ is the set of discrete places for the states of mobile robot while serving disassembly $\{Pcr_k\}$ is the set of continuous places associated to the distances performing by the mobile robot for each disassembly operation in order to transport the disassembled component from the disassembled location to the storage location;

$$T = \{T_1, T_2, \dots, T_m\} = T^D \cup T^C \quad (8)$$

is a finite, not empty, set of transitions with T^D the set of discrete transitions

$$T^D = \{Tda_i\}_{i=1, \overline{7+2 \cdot N}} \cup \{Tdd_r\}_{r=1, 3+3 \cdot (N-1)} \cup \{Tdr_l\}_{l=1, 4+5 \cdot (N-1)} \quad (9)$$

and T^C the set of continuous transitions

$$T^C = \{Tcr_r\}_{r=1, 3+3 \cdot (N-1)}$$

where:

$\{Tda_i\}$ is the set of discrete transitions for assembly operations model

$\{Tdd_j\}$ is the set of discrete transitions for disassembly operations model;

$\{Tdr_k\}$ is the set of discrete transitions for states of mobile robot while serving disassembly operations;

$\{Tcr_k\}$ is the set of continuous transitions associated to distances performing by the mobile robot for each disassembly operation. To these transitions is associated the maximum linear speed of the WMR.

$Pre: P \times T \rightarrow Q_+$ or N is the input incidence application;

$Post: P \times T \rightarrow Q_+$ or N is the output incidence application;

$m_0: P \rightarrow R_+$ or N is the initial marking;

$$h: P \cup T \rightarrow \{D, C\} \quad (10)$$

called "hybrid function", indicates for every node whether it is a discrete node (sets P^D and T^D) or a continuous one (sets P^C and T^C),

$$\begin{aligned} h: P^D \cup T^D &\rightarrow \{D\} \\ h: P^C \cup T^C &\rightarrow \{C\} \end{aligned} \quad (11)$$

$tempo$ is a function from the set T of transitions to the set of positive or zero rational numbers,

process;

$$tempo: T \rightarrow Q_+ \cup \{0\} \quad (12)$$

If $T_j \in T^D$, then $d_j = tempo(T_j)$ is timing associated with T_j . For each discrete assembly transition of the set

$$T_a^D = \{Tda_i\}_{i=2, k, \overline{k=1, N}} \cup \{Tda_{2 \cdot (N+1)}\} \quad (14)$$

$$tempo(Tda_i) = d_{da_i} \quad (15)$$

where d_{da_i} represents the duration (in seconds) associated to the corresponding assembly operation. For each discrete disassembly transition of the set

$$T_d^D = \{Tdd_r\}_{r=1+3 \cdot (k-1), \overline{k=1, N}}, \quad (16)$$

d_{dd_r} is the duration of the corresponding disassembly operation. For each discrete WMR transition of the set

$$T_r^D = \{Tdr_l\}_{l=4+5 \cdot (k-2), \overline{k=2, N}}, \quad (17)$$

d_{dr_l} is the duration of RM positioning in picking up and dropping down for a disassembled component.

If $T_{cr} \in T^C$ then

$$U_r = \frac{1}{tempo(T_{cr})} \quad (18)$$

is flow rate associated to T_{cr} .

For $T^C = \{Tcr_r\}_{r=3+3 \cdot (k-1), \overline{k=1, N}}$,

$U_{cr_r} = U_r; U_{r \max} = V_r$ where U_{cr} is the variable flow of mobile robot displacement between disassembly stations. Consider the average speed of motion of WMR, $V_r = 94 \text{ mm / s}$.

Definition 1: The ED-enabling degree of a C-transition T_j for a marking m , denoted by $ED(T_j, m)$, is the enabling degree of T_j after all the arcs, from a C-place to a C-transition, have been removed:

$$ED(T_j, m) = \min_{P_i \in {}^0 T_j \cap P^D} \left(\frac{m_i}{Pre(P_i, T_j)} \right) \quad (19)$$

Definition 2: The maximal firing speed of transition T_{cr} is the product of its flow rate U_r by its ED - enabling degree. Suitable

definitions 1 and 2, for the general case, it can write:

$$ED(T_{cr_j}, m_{cr(j+1)}) = \{0,1\} \quad (20)$$




Figure 6. a) and b) assembly line, Hera, served by WMR, Pioneer 3-DX, equipped with RM, Pioneer 5-DOF Arm; c) parts; d) assembled product

$$m_{cr(j+1)} = V_j \cdot w(T_{cr_j} \times P_{cr(j+1)}) \quad (21)$$

$$w(T_{cr_r} \times P_{cr(r+1)}) = D(W_{N+1-j}, N_{d_{j+1}}) / D(N_{d_j}, W_{N+1-j}) \quad (22)$$

where $m_{cr(j+1)}$ is the mark associated to a continuous place and $w(T_{cr(r)} \times P_{cr(r+1)})$ is the weight of the arc from a continuous transition to a continuous place of the WMR [9]. The analysis of SHPN model is relevant at the basic level accordingly with an elementary THPN module, denoted e-THPN. SHPN model is obtained by recurrent assembling of these elementary e-THPN modules (corresponding to each basic disassembly served by WMR with RM).

SHPN Model Customised For Hera & Hortsman Mechatronic Line

General approach will customize (Fig.9) to an A/DML didactic mechatronics line, HERA&Horstmann, shown in Fig.6a and 6b, which makes assembling a piece of five components, shown in Fig.6c and Fig. 6d. Flexible line includes five individual workstations with different tasks, carrying and transporting, pneumatic workstations, conveyor belt, sorting unit, test station and warehouse. The assembly/disassembly manufacturing flexible line is equipped with SIEMENS Simatic S7-300 PLC (Programmable Logic

Controller), with 5 distributed modules connected by Profibus.

The WMR, Pioneer 3-DX, is with two driving wheels and one rear wheel, has its own odometric system and an on-board embedded microcontroller is able to read the position information and to send it, over a WI-FI link, to a remote PC where runs the according to a specific protocol and send the data to PLC of the assembly line.

In Fig. 7 is presented the schematic representation of the HERA&Hortsman didactic platform destined to a particular assembly/disassembly product comprised of 5 parts, served by WMR with RM. WMR carries the component from the place where disassembly occurs to the appropriate storage. For $N=5$ (A/DML Hera&Horstmann), the SHPN model become:

$$P^D = \{Pda_i\}_{i=1,2,9} \cup \{Pdd_j\}_{j=1,2,5} \cup \{Pdr_k\}_{k=1,4,1}$$

$$P^C = \{Pcr_k\}_{k=0,1,5},$$

$$T^D = \{Tda_i\}_{i=1,1,7} \cup \{Tdd_j\}_{j=1,1,5} \cup \{Tdr_k\}_{k=1,2,4}$$

$$T^C = \{Tcr_k\}_{k=1,1,5}$$

$$T_a^D = \{Tda_i\}_{i=\{2,4,6,8,10\}} \cup \{Tda_{12}\} \quad (23)$$

$$tempo(Tda_i)_{i=\{2,4,6,8,10,12\}} = \{9.5, 9.3, 8.5, 0.5, 4.75, 27.2\}$$

where d_{da_i} represents the duration of the current assembly operation together with the transport time to the next assembly location, for $i = \{2,4,6,8,10\}$ and the duration of the quality test together with the transport time to the elevator of end products warehouse, for $i = \{12\}$;

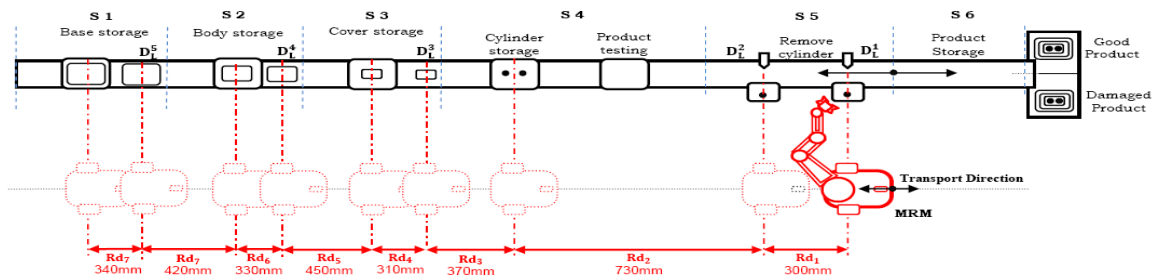


Figure 7. Assembly/disassembly line of a product consists of 5 components, served by the WMR equipped with RM

$$T_d^D = \{Tdd_r\}_{r=\{1,4,7,10,13\}}$$

$$tempo(Tdd_r)_{r=\{1,4,7,10,13\}} = (d_{dd_r})_{r=\{1,4,7,10,13\}} = 1$$

$$T_r^D = \{Tdr_l\}_{l=\{4,9,14,19\}}$$

$$tempo(Tdr_l)_{l=\{4,9,14,19\}} = (d_{dr_l})_{l=\{4,9,14,19\}}$$

$$(d_{dr_l})_{l=\{4,9,14,19\}} = \{5.1, 21.2, 8.9, 7.8\}$$

$$Sync : \{Tdd_j\}_{j=\{1,3,4,6,7,9,12,13\}} \rightarrow \{Edd^1, Edd^2\}$$

Where:

$$Sync : \{Tdd_i\}_{i=\{1,4,7,13\}} \rightarrow \{Edd_i^1\}_{i=\{1,4,7,13\}};$$

$$Sync : \{Tdd_i\}_{i=\{3,6,9,12\}} \rightarrow \{Edd_i^2\}_{i=\{3,6,9,12\}};$$

$$Sync : \{Tdd_j\}_{j=\overline{1,16}} \cup \{Tdr_k\}_{k=\overline{1,21}} \cup \{Tcr_k\}_{k=\overline{1,10}} \rightarrow e$$

Consider the average speed of motion of WMR, $V_r = 94 \text{ mm / s}$. For $N=5$ (Fig.9) the arch $(P_i \times T_j)$, where $P_i \in {}^o\{Tcr_k\}_{k=\overline{1,10}} \cap P^D$, have the weight equal to one. Therefore, $Vcr_k = Ucr_k = 2|_{k=\overline{1,10}}$.

In Fig.8 is shown the simulated response of the continuous and discrete places of WMR with RM of SHPN model from Fig.9.

4. Time Cycle Optimization for Disassembling Operations

Within the e_SHPN network, the weight of the arcs $w_r = (Tcr_r \times Pcr_r)_{r=1+3 \cdot (j-1)_{j=\overline{1,N}}}$ and

$$w_{r+1} = (Tcr_{r+1} \times Pcr_{r+1})_{r=1+3 \cdot (j-1)_{j=\overline{1,N}}}, \text{ for}$$

$r = 1 + 3 \cdot (j-1)_{j=\overline{1,N}}$ are:

$$\begin{cases} w_r = D(W_{N+1-j}, N_{d_{j+1}}) / D(N_{d_j}, W_{N+1-j}) \\ w_{r+1} = D(N_{d_{j+1}}, W_{N-j}) / D(W_{N+1-j}, N_{d_{j+1}}) \end{cases} \quad (23)$$

The elementary time cycle (ETC) for the mobile robot (corresponding to the e_SHPN model, stage "j") is the travel duration with constant speed between storage warehouse-disassembling location added to durations of disassembly and manipulation operations performed by mobile robot:

- the duration of the disassembly operation corresponding to "j" stage of disassembly (d_{dd_r});
- the travel duration: workstation for disassembling - storage warehouse $D(N_{d_j}, W_{N+1-j}) / V_r$; storage warehouse - next disassembly workstation $D(W_{N+1-j}, N_{d_{j+1}}) / V_r$.
- the picking-up and dropping-down durations for a disassembled component, followed by gripper closing (d_{dr_l})

The time cycle duration and its values components can be identified within the temporal marking evolution (Fig.8) corresponding to "j" stage of disassembly in SHPN model. In this case the ETC for the mobile robot for "j" stage, are:

$$T_{ETC} = D(N_{d_j}, W_{N+1-j}) / V_r + d_{dd_j} + d_{dr_{j+3}} + D(W_{N+1-j}, N_{d_{j+1}}) / V_r \Big|_{j=\overline{1,N}} \quad (24)$$

Identifying these variables in SHPN model, this relationship becomes:

$$T_{ETC} = (m_{cr_{r+1}}) / V_r = (m_{cr_r}) / V_r + d_{dd_j} + d_{dr_{j+3}} + (m_{cr_{r+2}}) / V_r \Big|_{r=1+3 \cdot (j-1)_{j=\overline{1,N}}} \quad (25)$$

where, for $r = 1 + 3 \cdot (j-1)_{j=\overline{1,N}}$:

$$m_{cr_r} = D(N_{d_j}, W_{N+1-j})$$

$$m_{cr_{r+2}} = m_{cr_r} \cdot w_r \cdot w_{r+1}$$

$$m_{cr_{r+2}} = D(W_{N+1-j}, N_{d_{j+1}})$$

The optimization of time cycle (TCO) for mobile robot implies the minimization of disassembly operations duration (if possible) and the minimization of manipulation durations:

$$TCO = \sum_{j=1}^N D(N_{d_j}, W_{N+1-j}) / V_r + \min \left(\sum_r d_{dd_r} + \sum_l d_{dr_l} \right) \Big|_{\substack{r=1+3 \cdot (k-1)_{k=\overline{1,N}} \\ l=4+5 \cdot (k-2)_{k=\overline{2,N}}}} + \sum_{j=1}^N D(W_{N+1-j}, N_{d_{j+1}}) / V_r \quad (26)$$

At the same time it must be provided the temporal synchronization between ETC and the disassembly duration added to time travel product between two successive workstations.

Within the SHPN model this restriction is equivalent to the avoidance condition for PN model blockage:

$$\left\{ \begin{array}{l}
 TCO = \sum_{j=1}^N D(N_{d_j}, W_{N+1-j}) / V_r \\
 \quad + \min \left(\sum_r d_{dd_r} + \sum_l d_{dr_l} \right) \Big|_{\substack{r=1+3 \cdot (k-1), k=1, \overline{N} \\ l=4+5 \cdot (k-2), k=2, \overline{N}}} \\
 \quad + \sum_{j=1}^N D(W_{N+1-j}, N_{d_{j+1}}) / V_r \\
 \min(d_{dd_r} + d_{dr_l}) + D(W_{N+1-j}, N_{d_{j+1}}) / V_r \Big|_{\substack{r=1+3 \cdot (k-1), k=1, \overline{N} \\ l=4+5 \cdot (k-2), k=2, \overline{N}}} \\
 \leq d_{dd_r} + d_{dr_{l+1}} \Big|_{r=1+3 \cdot (k-1), k=1, \overline{N}}
 \end{array} \right. \quad (27)$$

Conclusions

A SHPN model, in synchronized form, based real-time control of fully reversible assembly/disassembly mechatronics line is presented in this paper. The SHPN model has been conditioned on certain state transitions by external events representing signals supplied by sensors. The A/DML is served by a WMR equipped with RM which is used only in disassembling in order to transport the disassembled components to the storage warehouses. Therefore, the assembly line becomes reversible, i.e. executes automated disassembly. A disassembly process is started when the final product, obtained by assembly, fails quality test. The hybrid control system takes into account the distribution of the necessary tasks to perform the disassembly of components by using the robot synchronization with the A/DML. An optimization approach of time cycle for repetitive processes is proposed.

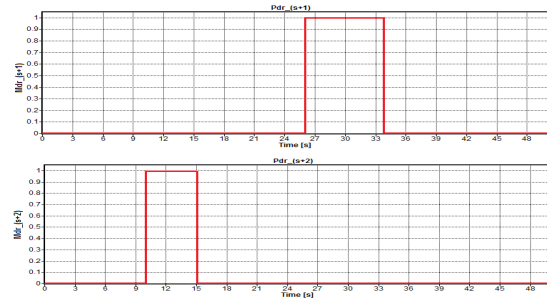
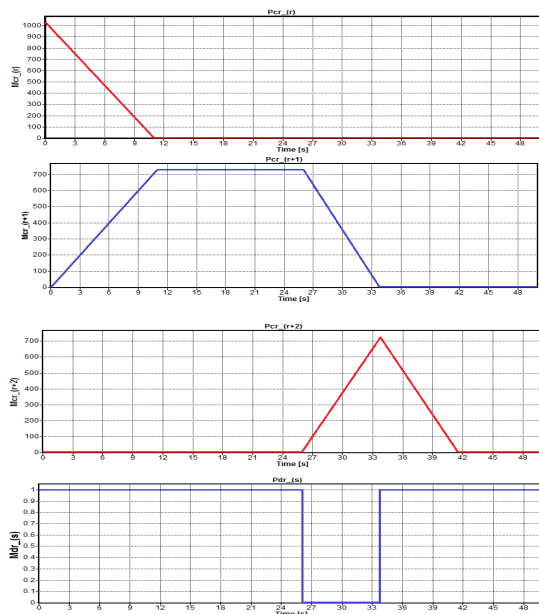


Figure 8. Variation of the continuous and discrete places associated to displacements of WMR and RM corresponding to the j-stage of disassembling.

Acknowledgements

This work was supported by UEFISCDI, project number PN-II-ID-PCE-2011-3-0641

References

- BALDWIN, D. F. , ABELL, T. E. , LUI, C. M. , DE FAZIO, T. L. , WHITNEY, D. E . **An integrated computer aid for generation and evaluation assembly sequences for mechanical products**, IEEE Transactions on Robotics until Automation, 1991, pp. 78-94.
- CHOI, C. K. , ZHANG., X. F. , NG, T. L. , LAU, W. S. , **On the generation of product assembly sequences**, International Journal of Production Research, 1998, pp. 617-633.
- DAVID, R. AND ALLA, H., **Discrete, Continuous and Hybrid Petri Nets**, ISBN 978-3-642-10668-2, Springer Verlag, Berlin Heidelberg, 2010. J
- GANGET, J., HATTENBERGER, G. , AND ALAMI, R. , **Task planning and control for multi-UAV system:architecture and algorithms**, IEEE Intl. Conf. On Intelligent Robot and System, Vol.18, 758-768, 2005.
- SELIGER, G. , GRUDZIEN, W. , ZAIDI, H., **New methods of product data provision for a simplified disassembly**, Proceedings of the 6th International Seminar on Life Cycle Engineering, Kingston, Canada, June 21–23, 1999. p. 250–9.
- MINCA, E., **A Theoretical Approach of the Time Cycle Optimisation Based Control of a Mechatronics Line Served by Mobile Robot**, Applied Mechanics and Materials Vols. 321-324 (2013) pp 1666-

7. RADASCHIN, A. , FILIPESCU, A. , MINZU, V. , MINCA E. AND FILIPESCU, A. JR., **Adaptive disassembly sequence control by using mobile robots and system information**, Proceeding of 15th IEEE International Conference in System Theory, Control and Computing, pp: 499-505, 14-16 Oct., 2011, Sinaia, Romania, ISBN: 978-973-621-323-6.

8. RADASCHIN, A. , VODA, A. , MINCA, E. , FILIPESCU, A. , **Task Planning Algorithm in Hybrid Assembly/Disassembly Process**, 14th IFAC Symposium on Information Control Problems in Manufacturing, May 23-25, 2012, Bucharest, ISSN: 1474-6670; ISBN: 978-3-902661-98-2, pp. 571-576.

9. ROBERT IACOB, DIANA POPESCU, **Generation of Disassembly Directions Based on Component Mobility**, Studies in

10. KOPACEK, B. , KOPACEK, P., **Robots for disassembly**, Proceedings of the 30th International Symposium on Robotics, Tokyo, pp 207–212.

11. David, R. and Alla, H., **Discrete, Continuous and Hybrid Petri Nets**, ISBN 978-3-642-10668-2, Springer-Verlag Berlin Heidelberg, 2010.

12. FILIPESCU, A. , FILIPESCU, S. , MINCA, E. , **Hybrid System Control of an Assembly/Disassembly Mechatronic Line Using Robotic Manipulator Mounted on Mobile Platform**, The 7th IEEE Conference on Industrial Electronics and Applications (ICIEA2012), 18-20 July, 2012, Singapore, pp. 433-438, IEEE Catalog Number CFP 1220A-CDR, ISBN: 978-1-4577-2117-5.

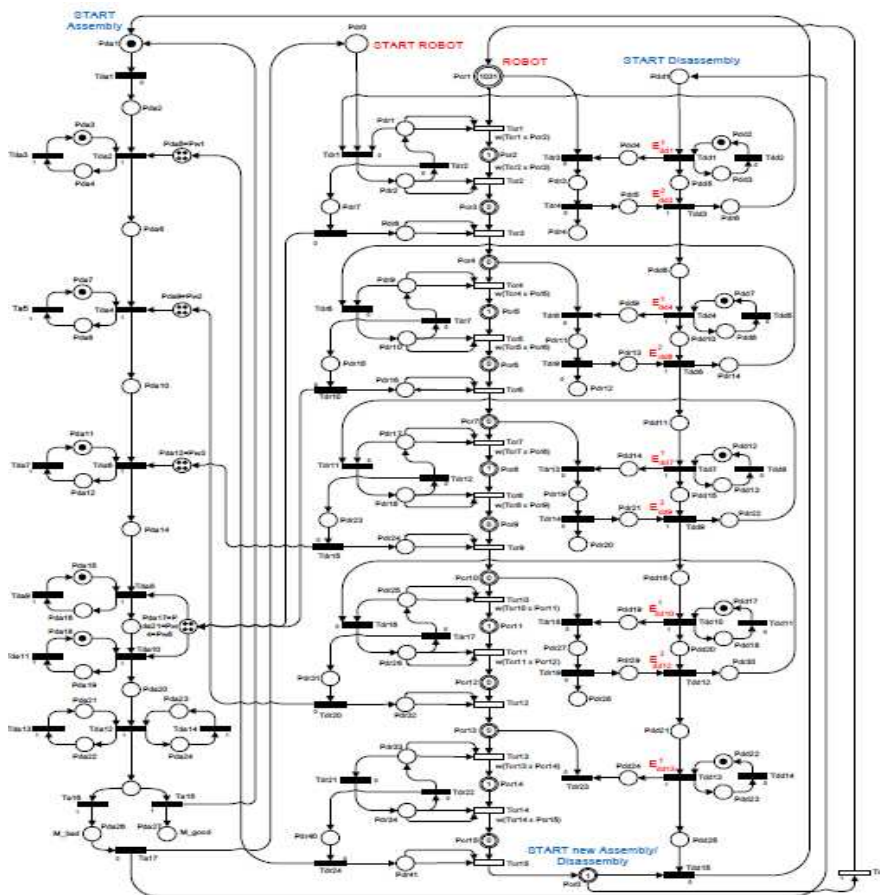


Figure 9. SHPN model corresponding of reversible assembly/disassembly manufacturing line (A/DML) served by wheeled mobile robot (WMR) equipped with robotic manipulator (RM), composed by 5 workstations